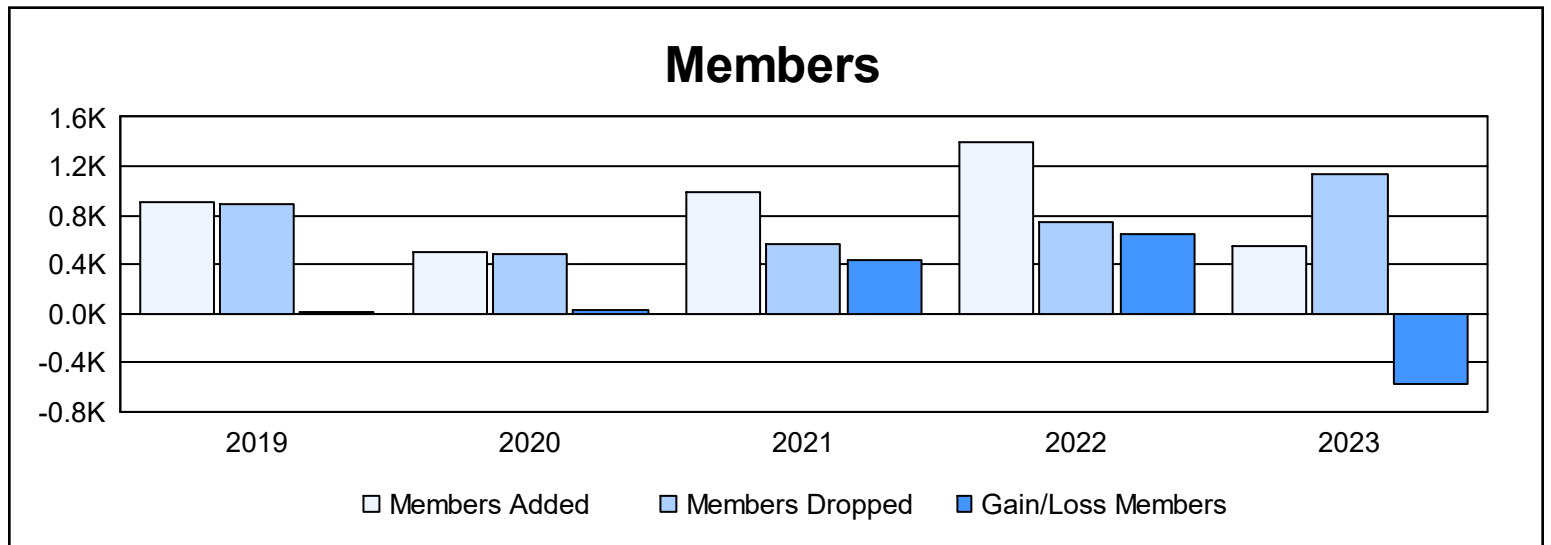
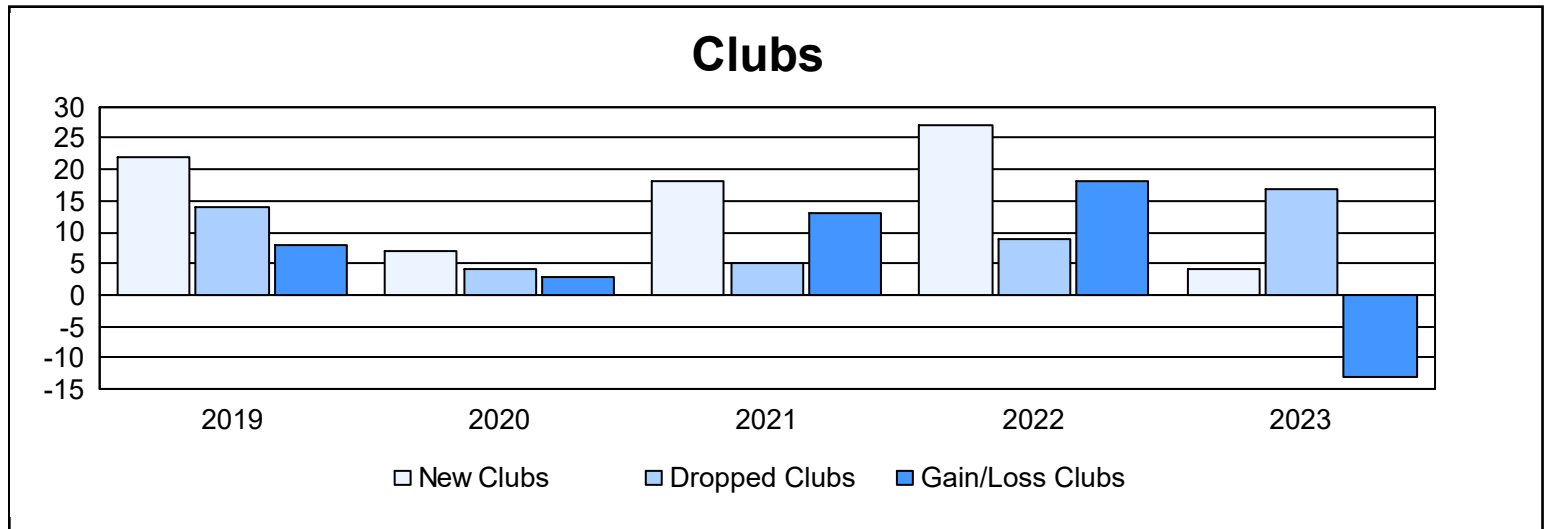
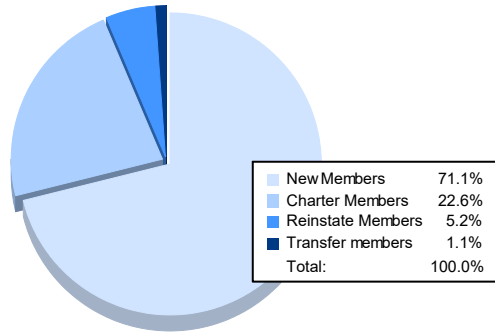


| Year | New Clubs | Dropped Clubs | Gain/ Loss Clubs | New Members | Charter Members | Reinstate Members | Transfer Members | Total Member Added | Total Members Dropped | Gain/ Loss Members |
|----------------|-----------|---------------|------------------|-------------|-----------------|-------------------|------------------|--------------------|-----------------------|--------------------|
| 2018-2019 | 22 | 14 | 8 | 368 | 511 | 23 | 1 | 903 | 885 | 18 |
| 2019-2020 | 7 | 4 | 3 | 324 | 166 | 15 | 0 | 505 | 476 | 29 |
| 2020-2021 | 18 | 5 | 13 | 543 | 433 | 12 | 2 | 990 | 559 | 431 |
| 2021-2022 | 27 | 9 | 18 | 567 | 779 | 43 | 14 | 1,403 | 749 | 654 |
| 2022-2023 | 4 | 17 | -13 | 396 | 126 | 29 | 6 | 557 | 1,133 | -576 |
| Average | 16 | 10 | 6 | 440 | 403 | 24 | 5 | 872 | 760 | 111 |



Membership Composition June 2023 Cumulative



Gender Composition June 2023 Cumulative

